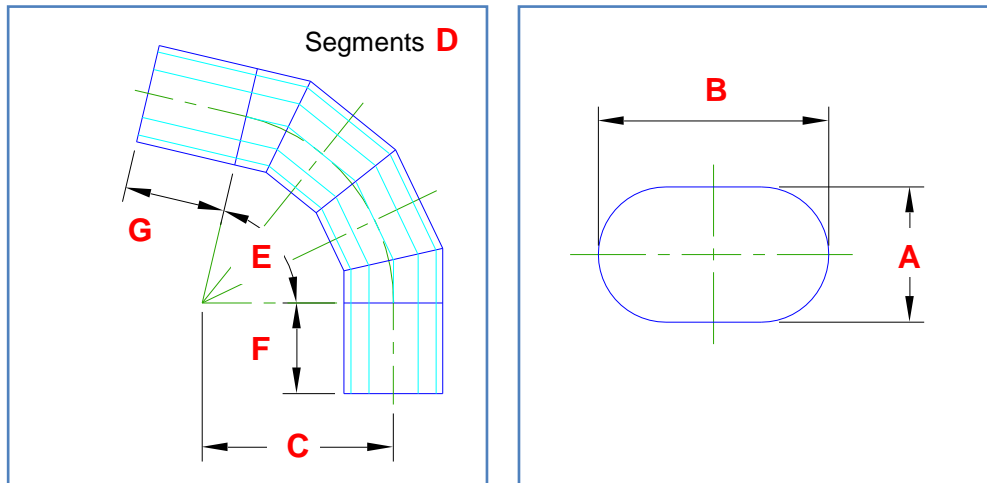


Client Name:		Contact Phone:
Date:	This item ID:	References PO No:
Authorised by:		Signature::
Purchase order to show quantities and date required. PO to reference This Item ID		

Segmented Bend Oval Extended

A Segmented Bend formed by cylindrical segments. The angle is fixed at 90 degrees





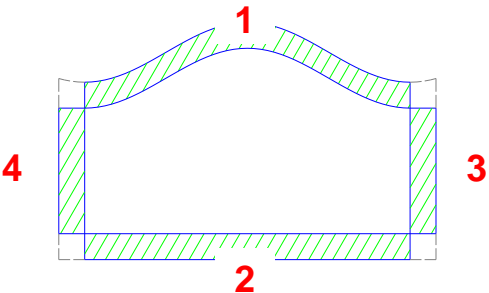
Dimension	Description	Your dimension
A	Oval Width	
B	Oval Length	
C	Bend Radius	
D	Number of segments	
E	Bend Angle	
F	Length 1	
G	Length 2	

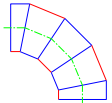
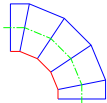
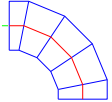
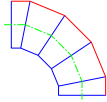
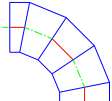
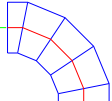
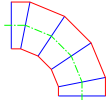
Units of measure (mm, m, inch, etc):				
My dimensions are measured at the (tick one) :		Inside	Mean	Outside
		<input type="radio"/>	<input type="radio"/>	<input type="radio"/>
Material Type:		Material Thickness:		

ALL information in this document must be completed to produce a pattern.

For further information contact details are at www.plate-n-sheet.com.au.

Client Name:		Contact Phone:
Date:	This item ID:	References PO No:
Authorised by:		Signature::
Purchase order to show quantities and date required. PO to reference This Item ID		

Lap Details				
Are overlap allowances to be added to pattern?:		YES 	NO (butt joined) 	
If YES complete table below				
	Lap Number	Lap size	Notch Angle	
	Lap 1			
	Lap 2:			
	Lap 3:			
	Lap 4:			
If corners are notched (as shown above) complete Notch Angle column. For example, No notch = 0 or blank, as shown = 90				

Other Settings			
Number of press lines		Number divisible by 4 (default = 24)	
Number of equal segments		Pattern can be full or broken into equal radial segments (default = 1).	
Join Options (Tick one):			
	One seam - Staggered inside and outside of bend.		One seam - Seam on INSIDE of bend.
	One seam - Seam on same side of bend.		One seam - Seam on OUTSIDE of bend.
	One seam - Staggered on sides of bend.		
	Two seams - on both sides of bend.		Two seams - Seam on inside and outside of bend.

ALL information in this document must be completed to produce a pattern.

For further information contact details are at www.plate-n-sheet.com.au.