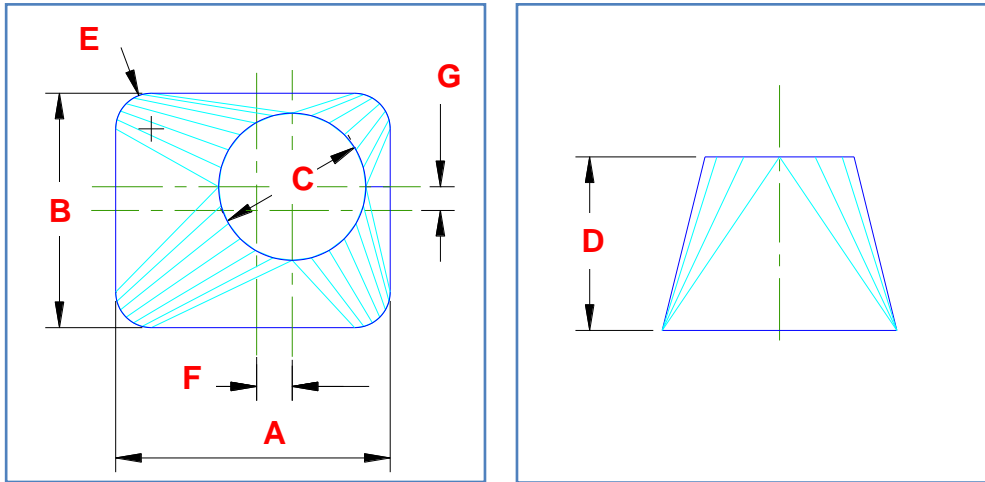


Client Name:		Contact Phone:
Date:	This item ID:	References PO No:
Authorised by:		Signature::
Purchase order to show quantities and date required. PO to reference This Item ID		

Transition - Rectangle To Round - Offset

A Rectangle to Round where the circle may be offset from the rectangle.



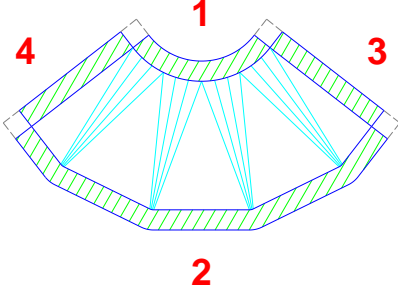
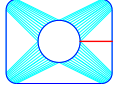
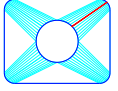
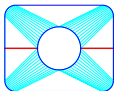
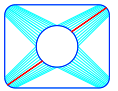
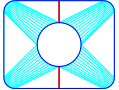
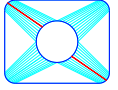
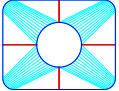
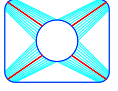
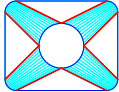
Dimension	Description	Your dimension
A	Base Length X	
B	Base Length Y	
C	Top Diameter	
D	Height	
E	Base Radius	
F	Offset X	
G	Offset Y	

Units of measure (mm, m, inch, etc):				
My dimensions are measured at the (tick one) :		Inside 	Mean 	Outside
Material Type:		Material Thickness:		

ALL information in this document must be completed to produce a pattern.

For further information contact details are at www.plate-n-sheet.com.au.

Client Name:		Contact Phone:
Date:	This item ID:	References PO No:
Authorised by:		Signature::
Purchase order to show quantities and date required. PO to reference This Item ID		

Lap Details				
Are overlap allowances to be added to pattern?:		YES <input type="radio"/>	NO (butt joined) <input type="radio"/>	
If YES complete table below				
	Lap Number	Lap size	Notch Angle	
	Lap 1			
	Lap 2:			
	Lap 3:			
	Lap 4:			
If corners are notched (as shown above) complete Notch Angle column. For example, No notch = 0 or blank, as shown = 90				
Other Settings				
Number of press lines		Number divisible by 4 (default = 24)		
Number of equal segments		Pattern can be full or broken into equal radial segments (default = 1).		
Join Options (Tick one):				
	One part - Join on flat side.		One part - Join on diagonal.	
	Two parts - Join on flat sides at 180°.		Two parts - Join on diagonal 1.	
	Two parts - Join on flat sides at 90°.		Two parts - Join on diagonal 2.	
	Four parts - Join on each flat.		Four parts - Join each diagonal.	
	8 Parts. Joined on edges of each triangular flat segment			

ALL information in this document must be completed to produce a pattern.
For further information contact details are at www.plate-n-sheet.com.au.